



# ISSF Target Sprint



# World Cup 2024

Hombrechtikon/ZH – SUI • June 29, 2024








# Ranking List



### Ranking List – Men



1. Christoph Larasser (GER)  
 2. Paul Pfauch (GER)                      3. Mark Rescsik (HUN)

END-RANKING						
Rank	Name			Race 1	Race 2	Rank Time
1	LARASSER Christoph		GER	4:37,56 (2.)	4:30,06 (1.)	9:07,62
2	PFAUCH Paul		GER	4:33,15 (1.)	4:39,69 (2.)	9:12,83 +0:05
3	RESCSIK Márk		HUN	5:18,19 (4.)	4:42,13 (3.)	10:00,31 +0:52
4	SILVESTER Oliver		GBR	5:11,85 (3.)	4:52,93 (4.)	10:04,77 +0:57
5	HANSEN Peter Lyck		DEN	5:39,48 (5.)	5:26,23 (5.)	11:05,70 +1:58






RACE 2					
Rank	Name			Time	
1	LARASSER Christoph		GER	4:30,06	
2	PFAUCH Paul		GER	4:39,69	+0:09
3	RESCSIK Márk		HUN	4:42,13	+0:12
4	SILVESTER Oliver		GBR	4:52,93	+0:22
5	HANSEN Peter Lyck		DEN	5:26,23	+0:56

RACE 1					
Rank	Name			Time	
1	PFAUCH Paul		GER	4:33,15	
2	LARASSER Christoph		GER	4:37,56	+0:04
3	SILVESTER Oliver		GBR	5:11,85	+0:38
4	RESCSIK Márk		HUN	5:18,19	+0:45
5	HANSEN Peter Lyck		DEN	5:39,48	+1:06






### Ranking List – Women



1. Lucrezia Zanardo (ITA)      2. Kerstin Schmidt (GER)      3. Emily Shawyer (GBR)

END-RANKING					
Rank	Name		Race 1	Race 2	Rank Time
1	ZANARDO Lucrezia		ITA 4:38,32 (1.)	4:51,20 (2.)	9:29,51
2	SCHMIDT Kerstin		GER 4:48,38 (2.)	4:47,89 (1.)	9:36,27 +0:06
3	SHAWYER Emily		GBR 5:17,48 (3.)	5:19,61 (3.)	10:37,09 +1:07
4	ELSENER Ramona		SUI 6:27,41 (5.)	6:01,25 (4.)	12:28,65 +2:59
5	TORKOS Anetta Fanni		HUN 6:20,41 (4.)	6:18,95 (5.)	12:39,36 +3:09

RACE 2					
Rank	Name		Time		
1	SCHMIDT Kerstin		GER 4:47,89		
2	ZANARDO Lucrezia		ITA 4:51,20	+0:03	
3	SHAWYER Emily		GBR 5:19,61	+0:31	
4	ELSENER Ramona		SUI 6:01,25	+1:13	
5	TORKOS Anetta Fanni		HUN 6:18,95	+1:31	

RACE 1					
Rank	Name		Time		
1	ZANARDO Lucrezia		ITA 4:38,32		
2	SCHMIDT Kerstin		GER 4:48,38	+0:10	
3	SHAWYER Emily		GBR 5:17,48	+0:39	
4	TORKOS Anetta Fanni		HUN 6:20,41	+1:42	
5	ELSENER Ramona		SUI 6:27,41	+1:49	











## Ranking List – Junior/Men


















- 1. Lukas Bürki (GER)**  
**2. Julius Hoffmann (GER)**  
**3. Marco Ammirati (ITA)**



### Ranking List – Junior/Men

END-RANKING						
Rank	Name			Race 1	Race 2	Rank Time
1	BÜRKI Lukas		GER	4:31,31 (1.)	4:17,24 (1.)	4:17,24
2	HOFFMANN Julius		GER	4:43,93 (5.)	4:22,73 (2.)	4:22,73 +0:05
3	AMMIRATI Marco		ITA	4:34,67 (3.)	4:23,15 (3.)	4:23,15 +0:05
4	GAL Patrick		SUI	4:34,33 (2.)	4:30,68 (4.)	4:30,68 +0:13
5	GRUBER Daniel		ITA	4:52,07 (6.)	4:43,59 (5.)	4:43,59 +0:26
6	SIDONI Elia		ITA	4:43,41 (4.)	4:43,71 (6.)	4:43,71 +0:26
7	REUSSER Nils		SUI	4:59,97 (7.)	4:57,27 (7.)	4:57,27 +0:40
8	SALVATORE Nathaniel		GBR	5:11,06 (8.)	5:16,77 (8.)	5:16,77 +0:59
9	TUNYOGI Adorján		HUN	5:12,41 (9.)	5:11,79 (9.)	5:11,79 +0:54
10	SCIARRILLO Michele		ITA	5:25,67 (11.)	5:12,49 (10.)	5:12,49 +0:55

RACE 2				
Rank	Name			Time
1	BÜRKI Lukas		GER	4:17,24
2	HOFFMANN Julius		GER	4:22,73 +0:05
3	AMMIRATI Marco		ITA	4:23,15 +0:05
4	GAL Patrick		SUI	4:30,68 +0:13
5	GRUBER Daniel		ITA	4:43,59 +0:26
6	SIDONI Elia		ITA	4:43,71 +0:26
7	REUSSER Nils		SUI	4:57,27 +0:40
8	SALVATORE Nathaniel		GBR	5:16,77 +0:59
9	TUNYOGI Adorján		HUN	5:11,79 +0:54
10	SCIARRILLO Michele		ITA	5:12,49 +0:55

RACE 1				
Rank	Name			Time
1	BÜRKI Lukas		GER	4:31,31
2	GAL Patrick		SUI	4:34,33 +0:03
3	AMMIRATI Marco		ITA	4:34,67 +0:03
4	SIDONI Elia		ITA	4:43,41 +0:12
5	HOFFMANN Julius		GER	4:43,93 +0:12
6	GRUBER Daniel		ITA	4:52,07 +0:20
7	REUSSER Nils		SUI	4:59,97 +0:28
8	SALVATORE Nathaniel		GBR	5:11,06 +0:39
9	TUNYOGI Adorján		HUN	5:12,41 +0:41
10	BIENZ Daniel		SUI	5:21,35 +0:50
11	SCIARRILLO Michele		ITA	5:25,67 +0:54











## Ranking List – Junior/Women
















1. Caitlin Keaney (GBR)
2. Alena Weinmann (GER)
3. Elena Ammirati (ITA)



### Ranking List – Junior/Women

END-RANKING						
Rank	Name			Race 1	Race 2	Rank Time
1	KEANEY Caitlin		GBR	5:17,95 (2.)	5:00,87 (1.)	5:00,87
2	WEINMANN Alena		GER	5:16,18 (1.)	5:01,13 (2.)	5:01,13 +0:00
3	AMMIRATI Elena		ITA	5:32,22 (7.)	5:03,92 (3.)	5:03,92 +0:03
4	RUDYCH Vlada		GER	5:19,75 (5.)	5:03,94 (4.)	5:03,94 +0:03
5	ENDERLE Julia		GER	5:19,41 (4.)	5:13,33 (5.)	5:13,33 +0:12
6	THROGMORTON-APPLEBY Erin		GBR	5:35,91 (8.)	5:15,90 (6.)	5:15,90 +0:15
7	ROSSI Matilde		ITA	5:19,39 (3.)	5:25,19 (7.)	5:25,19 +0:24
8	CSIKÁSZ Panni		HUN	5:28,66 (6.)	5:29,33 (8.)	5:29,33 +0:28
9	LANZILLOTTI Domiziana		ITA	5:44,10 (9.)	5:35,09 (9.)	5:35,09 +0:34
10	FELSBERGER Jana		SUI	6:29,50 (10.)	6:29,47 (10.)	6:29,47 +1:28

RACE 2						
Rank	Name			Time		
1	KEANEY Caitlin		GBR	5:00,87		
2	WEINMANN Alena		GER	5:01,13	+0:00	
3	AMMIRATI Elena		ITA	5:03,92	+0:03	
4	RUDYCH Vlada		GER	5:03,94	+0:03	
5	ENDERLE Julia		GER	5:13,33	+0:12	
6	THROGMORTON-APPLEBY Erin		GBR	5:15,90	+0:15	
7	ROSSI Matilde		ITA	5:25,19	+0:24	
8	CSIKÁSZ Panni		HUN	5:29,33	+0:28	
9	LANZILLOTTI Domiziana		ITA	5:35,09	+0:34	
10	FELSBERGER Jana		SUI	6:29,47	+1:28	

RACE 1						
Rank	Name			Time		
1	WEINMANN Alena		GER	5:16,18		
2	KEANEY Caitlin		GBR	5:17,95	+0:01	
3	ROSSI Matilde		ITA	5:19,39	+0:03	
4	ENDERLE Julia		GER	5:19,41	+0:03	
5	RUDYCH Vlada		GER	5:19,75	+0:03	
6	CSIKÁSZ Panni		HUN	5:28,66	+0:12	
7	AMMIRATI Elena		ITA	5:32,22	+0:16	
8	THROGMORTON-APPLEBY Erin		GBR	5:35,91	+0:19	
9	LANZILLOTTI Domiziana		ITA	5:44,10	+0:27	
10	FELSBERGER Jana		SUI	6:29,50	+1:13	


























# ISSF Target Sprint World Cup 2024 SUI, Hombrechtikon

## International

EndRank	Bib	Name	Race1	Race2	Rank	Time	Rank Desc	
<b>International</b>								
<b>Elite Men</b>								
1.	26	LARASSER Christoph	4:37,56 (2.)	4:30,06 (1.)		9:07,62	Race1+Race2	♂
2.	25	PFAUCH Paul	4:33,15 (1.)	4:39,69 (2.)		9:12,83 +0:05	Race1+Race2	♂
3.	38	RESCSIK Márk	5:18,19 (4.)	4:42,13 (3.)		10:00,31 +0:52	Race1+Race2	♂
4.	9	SILVESTER Oliver	5:11,85 (3.)	4:52,93 (4.)		10:04,77 +0:57	Race1+Race2	♂
5.	33	HANSEN Peter Lyck	5:39,48 (5.)	5:26,23 (5.)		11:05,70 +1:58	Race1+Race2	♂
<b>Elite Women</b>								
1.	13	ZANARDO Lucrezia	4:38,32 (1.)	4:51,20 (2.)		9:29,51	Race1+Race2	♀
2.	23	SCHMIDT Kerstin	4:48,38 (2.)	4:47,89 (1.)		9:36,27 +0:06	Race1+Race2	♀
3.	7	SHAWYER Emily	5:17,48 (3.)	5:19,61 (3.)		10:37,09 +1:07	Race1+Race2	♀
4.	1	ELSENER Ramona	6:27,41 (5.)	6:01,25 (4.)		12:28,65 +2:59	Race1+Race2	♀
5.	34	TORKOS Anetta Fanni	6:20,41 (4.)	6:18,95 (5.)		12:39,36 +3:09	Race1+Race2	♀
<b>Junior Men</b>								
1.	29	BÜRKI Lukas	4:31,31 (1.)	4:17,24 (1.)		4:17,24	Race2 Final	♂
2.	30	HOFFMANN Julius	4:43,93 (5.)	4:22,73 (2.)		4:22,73 +0:05	Race2 Final	♂
3.	14	AMMIRATI Marco	4:34,67 (3.)	4:23,15 (3.)		4:23,15 +0:05	Race2 Final	♂
4.	3	GAL Patrick	4:34,33 (2.)	4:30,68 (4.)		4:30,68 +0:13	Race2 Final	♂
5.	15	GRUBER Daniel	4:52,07 (6.)	4:43,59 (5.)		4:43,59 +0:26	Race2 Final	♂
6.	17	SIDONI Elia	4:43,41 (4.)	4:43,71 (6.)		4:43,71 +0:26	Race2 Final	♂
7.	4	REUSSER Nils	4:59,97 (7.)	4:57,27 (7.)		4:57,27 +0:40	Race2 Final	♂
8.	10	SALVATORE Nathaniel	5:11,06 (8.)	5:16,77 (8.)		5:16,77 +0:59	Race2 Final	♂
9.	37	TUNYOGI Adorján	5:12,41 (9.)	5:11,79 (9.)		5:11,79 +0:54	Race2 Little Final	♂
10.	16	SCIARRILLO Michele	5:25,67 (11.)	5:12,49 (10.)		5:12,49 +0:55	Race2 Little Final	♂
11.	2	BIENZ Daniel	5:21,35 (10.)				Race2 Little Final	♂
<b>Junior Women</b>								
1.	6	KEANEY Caitlin	5:17,95 (2.)	5:00,87 (1.)		5:00,87	Race2 Final	♀
2.	27	WEINMANN Alena	5:16,18 (1.)	5:01,13 (2.)		5:01,13 +0:00	Race2 Final	♀
3.	18	AMMIRATI Elena	5:32,22 (7.)	5:03,92 (3.)		5:03,92 +0:03	Race2 Final	♀





































# ISSF Target Sprint World Cup 2024 SUI, Hombrechtikon

## International

EndRank	Bib	Name	Race1	Race2	Rank	Time	Rank Desc	
4.	 24	RUDYCH Vlada	 5:19,75 (5.)	 5:03,94 (4.)	5:03,94	+0:03	Race2 Final	♀
5.	 28	ENDERLE Julia	 5:19,41 (4.)	 5:13,33 (5.)	5:13,33	+0:12	Race2 Final	♀
6.	 8	THROGMORTON-APPLEBY Erin	 5:35,91 (8.)	 5:15,90 (6.)	5:15,90	+0:15	Race2 Final	♀
7.	 20	ROSSI Matilde	 5:19,39 (3.)	 5:25,19 (7.)	5:25,19	+0:24	Race2 Final	♀
8.	 35	CSIKÁSZ Panni	 5:28,66 (6.)	 5:29,33 (8.)	5:29,33	+0:28	Race2 Final	♀
9.	 19	LANZILLOTTI Domiziana	 5:44,10 (9.)	 5:35,09 (9.)	5:35,09	+0:34	Race2 Little Final	♀
10.	 5	FELSBERGER Jana	 6:29,50 (10.)	 6:29,47 (10.)	6:29,47	+1:28	Race2 Little Final	♀

# ISSF Target Sprint World Cup 2024 SUI, Hombrechtikon

## Mixed

EndR	Bib	Name	Race1	Race2	Rank	Rank Desc				
Mixed										
1.	 9 (91 / 92)	Mixed Germany 1	 8:04,91 (4.)	 7:46,88 (1.)	7:46,88	Race2 Final	♀♂	SCHMIDT. K	LARASSER. C	
2.	 12 (121 / 122)	Mixed Germany 4	 8:14,33 (6.)	 7:51,00 (2.)	7:51,00 +0:04	Race2 Final	♀♂	ENDERLE. J	HOFFMANN. J	
3.	 11 (111 / 112)	Mixed Germany 3	 7:51,88 (2.)	 7:56,25 (3.)	7:56,25 +0:09	Race2 Final	♀♂	WEINMANN. A	BÜRKI. L	
4.	 10 (101 / 102)	Mixed Germany 2	 7:51,15 (1.)	 7:57,59 (4.)	7:57,59 +0:10	Race2 Final	♀♂	RUDYCH. V	PFAUCH. P	
5.	 5 (51 / 52)	Mixed Italy 1	 8:22,56 (7.)	 8:03,89 (5.)	8:03,89 +0:17	Race2 Final	♂♀	SCIARRILLO. M	ZANARDO. L	
6.	 6 (61 / 62)	Mixed Italy 2	 8:14,22 (5.)	 8:17,58 (6.)	8:17,58 +0:30	Race2 Final	♀♂	AMMIRATI. E	AMMIRATI. M	
7.	 13 (131 / 132)	Mixed Hungary 2	 8:02,05 (3.)	 8:28,43 (7.)	8:28,43 +0:41	Race2 Final	♀♂	CSIKÁSZ. P	RESCSIK. M	
8.	 4 (41 / 42)	Mixed United Kingdom 2	 8:27,45 (8.)	 8:58,38 (8.)	8:58,38 +1:11	Race2 Final	♀♂	KEANEY. C	SALVATORE. N	
9.	 7 (71 / 72)	Mixed Italy 3	 8:30,51 (9.)			Race1 not Q	♀♂	ROSSI. M	GRUBER. D	
10.	 3 (31 / 32)	Mixed United Kingdom 1	 8:30,93 (10.)			Race1 not Q	♀♂	SHAWYER. E	SILVESTER. O	
11.	 8 (81 / 82)	Mixed Italy 4	 8:37,28 (11.)			Race1 not Q	♀♂	LANZILOTTI. D	SIDONI. E	
12.	 1 (11 / 12)	Mixed Switzerland 1	 8:48,93 (12.)			Race1 not Q	♀♂	ELSENER. R	GAL. P	
13.	 14 (141 / 142)	Mixed Hungary 1	 9:48,69 (13.)			Race1 not Q	♀♂	TORKOS. A	TUNYOGI. A	
14.	 2 (21 / 22)	Mixed Switzerland 2	 10:11,94 (14.)			Race1 not Q	♀♂	FELSBERGER. J	REUSSER. N	

# ISSF Target Sprint World Cup 2024 SUI, Hombrechtikon

## Team

En	Bib	Name	Race1	R	Rank	Time	Ra
Team							
1.	6 (1061 / 1062 / 1063)	Team Germany 2	13:55,63 (1.)			13:55,63	Rac ♀ ♀ ♂ WEINMANN. A HOFFMANN. J BÜRKI. L
2.	5 (1051 / 1052 / 1053)	Team Germany 1	14:03,90 (2.)			14:03,90 +0:08	Rac ♀ ♀ ♂ SCHMIDT. K LARASSER. C PFAUCH.
3.	3 (1031 / 1032 / 1033)	Team Italy 1	14:12,81 (3.)			14:12,81 +0:17	Rac ♀ ♂ ♂ ZANARDO. L AMMIRATI. M GRUBER.
4.	4 (1041 / 1042 / 1043)	Team Italy 2	15:32,71 (4.)			15:32,71 +1:37	Rac ♂ ♂ ♀ SCIARRILLO. M SIDONI. E AMMIRATI.
5.	2 (1021 / 1022 / 1023)	Team United Kingdom 1	15:41,55 (5.)			15:41,55 +1:45	Rac ♀ ♂ ♀ SHAWYER. E SILVESTER. O KEANEY.
6.	1 (1011 / 1012 / 1013)	Team Switzerland 1	15:41,97 (6.)			15:41,97 +1:46	Rac ♀ ♂ ♂ ELSENER. R REUSSER. N GAL. P
7.	7 (1071 / 1072 / 1073)	Mixed United Kingdom 2	16:23,36 (7.)			16:23,36 +2:27	Rac ♀ ♂ ♀ ROSSI. M SALVATORE. N THROGM
8.	8 (1081 / 1082 / 1083)	Mixed Hungary 1	16:33,70 (8.)			16:33,70 +2:38	Rac ♀ ♂ ♂ TORKOS. A TUNYOGI. A RESCSIK.